

Master Tung's Magic Points Beginning Series One



Susan Johnson, L.Ac.

Master Tung's Magic Points

Beginning Series One

Susan Johnson, L.Ac.

Master Tung's Magic Points

- *Copyright Susan Johnson. No part of this publication may be reproduced, stored in a database or retrieval system, or transmitted in any form by electronic, mechanical, photocopy or other recording means, without the prior permission of Susan Johnson.*
- *All of Susan's course material, including new supervision webinars, are currently available via Eastern Currents/Net of Knowledge:
<http://tungspoints.com/online-classes/>*
- *Please note that proper point location and needle technique is essential to obtaining the best clinical outcomes. Susan Johnson has made available several resources including her 4 DVD set, Master Tung's Magic Points, and an 8 DVD set, The Ancient Art of Cupping, to complement these slides and assist practitioners in their point location and needling technique. Information about these DVD instructional sets is available on Susan's website, www.tungspoints.com.*

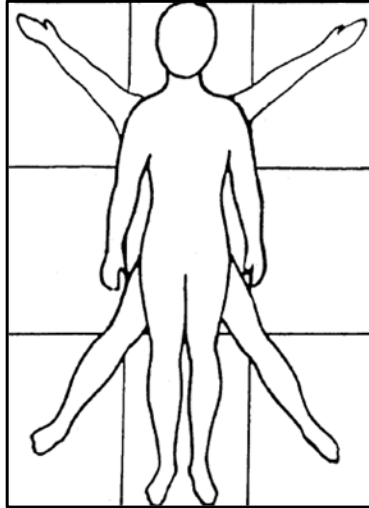
This presentation and the accompanying handout were prepared by Susan Johnson in conjunction with her student Eric Renaud for teaching purposes only.

Our new book Master Tung's Magic Points: A Definitive Clinical Guide (Volume One) is now available in print and e-book versions on my website: Tungspoints.com

Our book includes professional photographs and drawings, along with extensive additional material including comprehensive needling notes, commentaries, clinical insights, case histories, etc. that cannot be duplicated in this condensed format. Students wishing to learn Master Tung's points should consider Volume One to be an essential reference guide.

We are currently writing Volume Two, which will focus on in-depth theory, techniques such as bleeding, cupping, moxabustion and Tui Na, and will include clinical tools such as an extensive treatment formulary (organized by diseases), along with charts and reference materials that will be useful in your clinic.

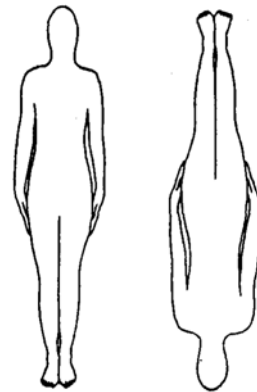
Tung's Points Imaging



Tung's Points Imaging

Bottom - Top

55.02 Flower Bone One - eyes
55.06 Three Stove Bottom - brain tumor
UB62, UB63 - band around the head headache
66.04 Fire Master (Tung's LV3) - opens jaw
66.05 Golden Gate (Tung's ST43) - head
66.11 Fire Chrysanthemum (Tung's SP4)
- frontal headache
77.01-77.02 Correct Tendons - occipital headache
77.05-77.07 Three Weights (Tung's GB39) - brain



Top – Bottom

1010.01 Upright Meeting (DU20) - ball of foot pain
1010.25 State Water - lower back

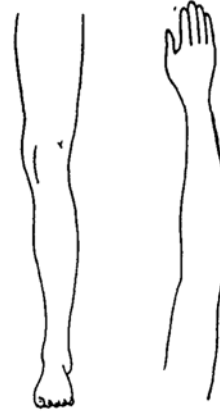
Tung's Points Imaging

Opposite Side Bottom to Top

77.18 Kidney Gate (Shen Guan) - shoulder
 77.22-77.23 Beside Three Miles (Tung's GB34)
 - arm
 88.25 Center Nine Miles (GB31) - elbow pain

Opposite Side Top to Bottom

11.09 Heart Knee - knee
 22.04-22.05 Ling Gu/Da Bai - sciatica
 22.06-22.07 Zhong Bai/Xia Bai - sciatica
 A.04 San Cha Three - thigh pain
 PC6 Nei Guan - knee
 33.08-33.09 Arm Five/Arm Thousand Gold - leg
 33.12 Heart Gate - groin



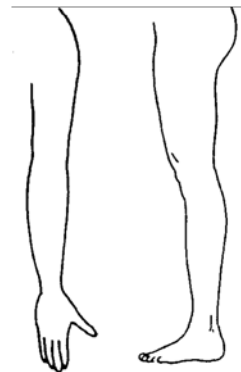
Tung's Points Imaging

Opposite Side Top to Bottom

11.27.3-.5 Five Tigers - feet and toes
 A.05 Small Joint - ankle
 LI11 Qu Chi - knee pain
 LI15 Jian Ju - GB30 Huan Tiao

Opposite Side Bottom to Top

66.01 Seal (Tung's SP1) - thumb pain
 66.06-66.07 Wood Scoop/Wood Keep - middle/ring finger



Tung's Points Imaging



Upper Limb - Torso and Head

Forearm - chest
 LI4 He Gu - head
 LI11 Qu Chi - navel
 22.06 Zhong Bai - ear, teeth
 A.04 San Cha Three - headache
 33.16 Curve Mound (LU5) - shoulder
 33.13-33.15 Three Scholars, PC6 Nei Guan - chest



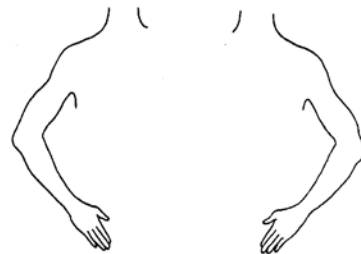
Lower Limb - Torso and Head

77.01-77.02 Correct Tendons -
 occipital headache
 ST36 Zu San Li - navel
 ST44 Nei Ting - head

Tung's Points Imaging

Limb to Limb

LI10, LI11 - tennis elbow
 33.12 Heart Gate - golfer's elbow
 44.06 Shoulder Triangle - shoulder
 77.01-77.02 Correct Tendons - Achilles pain
 ST36, GB34, SP9 - knee



Tung's Points Imaging

All Directions - Center

33.01-33.03 This Door/Corner/Uprightess - anus

33.10-33.11 Liver Gate/Intestine Gate - liver/intestines

33.13-33.15 Three Scholars - chest/lungs

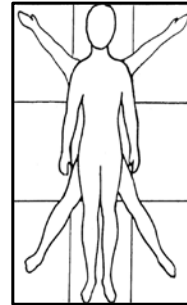
55.04-55.05 Flower Bone Three/Four - sacrum

66.05 Golden Gate (ST43) - opposite abdomen

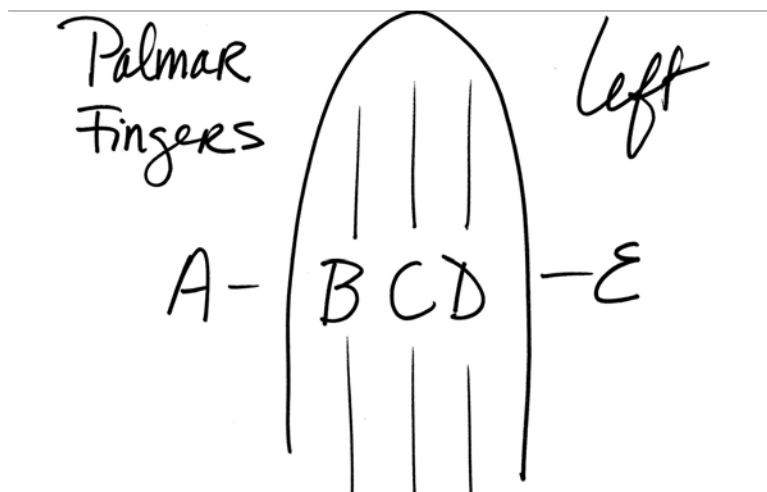
77.08 Four Flower Upper (ST36) - angina

1010.13-1010.14 Horse Gold Water /Horse Fast Water - bladder

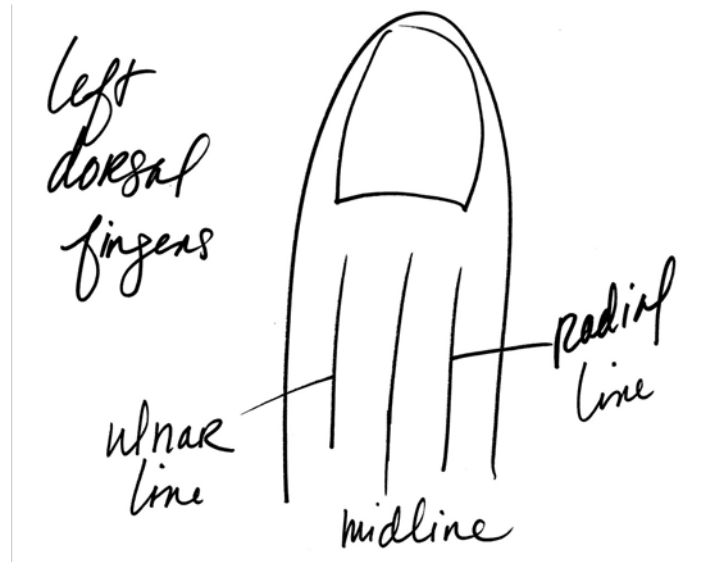
1010.19-1010.20 Water Gold/Water Through - chest and lower back



Locating finger points:



Locating finger points:



Locating finger points:

- We identify five lines on the palmar side of the fingers in order to easily discuss their location. When looking at the palmar surface of each finger, we label these five lines from left to right, A-B-C-D-E. The vertical midline of each finger is called the C-line. On either side of the C-line, we designate the junction of the red and white skin as either the A-line or the E-line, depending on which hand we are referencing. It can be easy to confuse the A-line and E-line, as the A-line on one hand is the E-line on the other, so we use anatomical references.
- Points located on the A-line and the E-line are designated as being on either the radial or ulnar side of the finger. For example, 11.06 Return to the Nest is always located on the ulnar side of the middle phalange of the ring finger. This means it is on the A-line of the right hand and the E-line of the left hand.


Locating finger points:

- Points on the A-line and the E-line are found just palmar to the junction of the red and white skin. If they were needled precisely at the junction, the needle would hit the bone. If we needle just palmar to the junction of red and white skin, the needle slides along the palmar surface of the phalange, providing an extra bone-treating-bone Kidney boost.
- The B-line is located halfway between the A-line and the C-line, and the D-line is located halfway between the C-line and the E-line.
- Points found on the palmar midline, or C-line, are always needled by first pinching up the skin, to avoid plowing into the bone and damaging the periosteum. The tip of the needle may rest against the bone.

Locating finger points:

- Points found on the B-line or D-line are between the C-line (midline) and the A-line or E-line, respectively. B-line and D-line points are not found exactly halfway between the C-line and the A-line or E-line, as the latter are found just palmar to the red and white skin on the side of the fingers. Needles inserted along the B-line or D-line usually slide down the side of the phalange in the space created between the proximal and distal heads of the bone, providing a bone-treating-bone function.
- On the dorsal sides of the fingers, we identify the three lines as the ulnar line, radial line, and midline. No A-lines or E-lines are identified on the dorsal side of the fingers, as those would be redundant; they are referred to as palmar. Because there is little flesh on the dorsal surface of the fingers, points on the midline are needled horizontally (often toward the little finger), while points on the radial and ulnar sides are needled using the technique of sliding the needle down the side of the phalange.
- If the fingers have many lines at the creases, use the most proximal crease line when locating finger points.

11.01-11.05 Hernia Points



- 11.01 Great Distance - Da Jian
- 11.02 Small Distance - Xiao Jian
- 11.03 Floating Distance - Fu Jian
- 11.04 External Distance - Wai Jian
- 11.05 Middle Distance - Zhong Jian

- **Location:** 11.01-11.05 Hernia Points are a five-point unit. These five points are located on the palmar surface of the index finger, measured from the bottom crease line of each phalange.
- 11.05 is located in the center of the first phalange (C-line).
- 11.01 is located on the B-line (radial/thumb side of the index finger) at the same level as 11.05. 11.02 is distal to 11.01 (also on the B-line), halfway between 11.01 and the most proximal line of the first and second phalange joint.
- 11.03 and 11.04 are located on the second phalange, on the B-line, evenly spaced between the proximal finger creases.

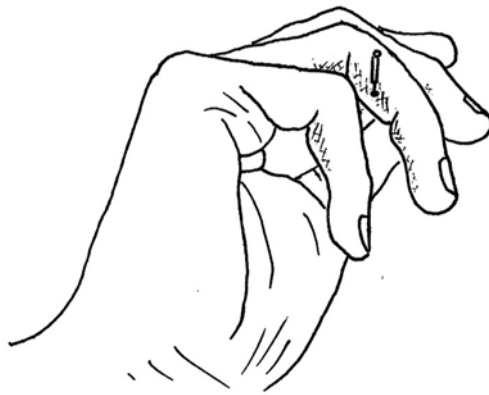
11.01-11.05 Hernia Points

- **Meridian:** Large Intestine
- **Reaction Area:** Heart (all); Small and Large Intestine (11.01), Six Bowels (11.02-11.05), Lung (11.02, 11.05)
- **Indications:** Hernia (all), pain at the corner of the eye (11.01, 11.02, 11.05), urethritis, toothache, stomach ache (11.03-11.04), angina, palpitation, irregular heart beat, knee pain (11.01, 11.02, 11.05), vertigo, dizziness, blurred vision (11.05).
- **Comments:** These points are most frequently used for hernia; however, it may be the use of 11.05 Middle Distance for emergency situations that is the most important. Middle Distance regulates the heart rate. In an emergency situation, if there is no needle available, bury your fingernail into the point to relieve chest pain. In the clinic, when treating a patient with an irregular heart rate, I will usually needle Middle Distance on its own for ten minutes to stabilize the heart before proceeding; this is especially helpful in the treatment of elderly patients. Please remember this point: in an emergency it can make a difference between life or death.

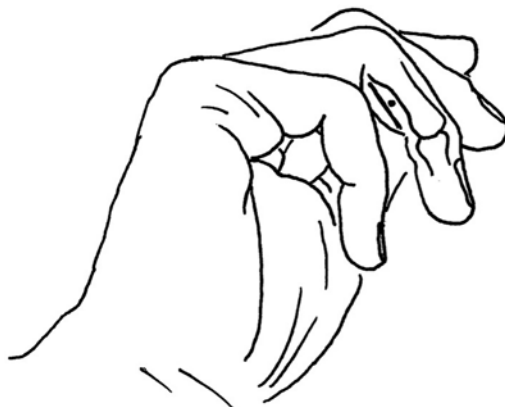
11.01-11.05 Hernia Points

- Hernia Points treat intestinal hernia, not hiatal hernia. It is not necessary to needle all five points, but I always do. LV1 Da Dun can be used as a guiding point. A moxa pot placed on the bulging hernia will cause it to shrink. Look for small veins in the vicinity of the medial malleolus, good to bleed for hernia and many other lower jiao conditions.
- The Hand Yang Ming (LI) connects with the Foot Jue Yin (LV) meridian, so you will see many Liver indications for these points including vertigo and urethritis. Due to the internal/external connection between the Large Intestine and Lung, we also see bronchitis, and yellow phlegm. Because fingers correspond to the lower jiao, we see indications like hernia, urinary bladder infections, urethra and uterine pain.

11.06 Return to the Nest - Huan Chao



11.06 Return to the Nest - Huan Chao



11.06 Return to the Nest - Huan Chao

- **Location:** This point is located on the ulnar side of the middle phalange of the ring finger, centered between the second and third finger creases, just palmar to the intersection of the red and white skin.
- **Meridian:** San Jiao **Reaction Area:** Liver, Kidney
- **Indications:** Ovarian disease, uterine pain or disease, menstrual issues, menopausal hot flashes, miscarriage, infertility, Liver qi stagnation in the uterus, uterine tumors.
- **Comments:** Unilaterally needled for women only. Usually combined with 11.24 Gynecological points to treat all gynecological diseases. Together the points regulate the female hormones. Return to the Nest has a stronger effect on treating the ovaries, whereas 11.24 Gynecological adjusts the qi of the uterus.

11.07 Finger Four Horses - Zhi Si Ma

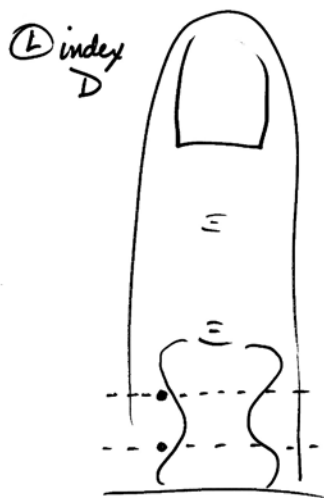
④ Index D



11.07 Finger Four Horses - Zhi Si Ma

- **Location:** This three-point unit is located on the dorsal surface of the index finger, evenly spaced on the ulnar line (0.2 cun lateral to the midline) of the middle phalange.
- **Meridian:** Large Intestine **Reaction Area:** Lung
- **Indications:** Dermatitis, acne, dark spots on the face, rhinitis, sinusitis, otitis media, shoulder pain, flank or rib pain; stops lactation (Young).
- **Comments:** These points share a similar function with 88.17-88.19 Four Horses on the leg, but are far less effective. For skin diseases on the hand I find Four Horses with the addition of bilateral 11.17 Wood (Anger) work well.
- I most frequently use these points for splotchy dark patches on the face resulting from hormonal imbalances, often seen in menopause, and sometimes in pregnancy.

11.08 Finger Five Thousand Gold




11.08 Finger Five Thousand Gold – Zhi Wu Jin

- **Location:** This two-point unit is located on the dorsal surface of the index finger, equally spaced on the ulnar line of the proximal phalange.
- **Meridian:** Large Intestine **Reaction Area:** Lung
- **Indications:** Fish bone stuck in the throat, inflammation of the intestines, lower abdominal pain, gastric or duodenal ulcer (Young).
- **Comments:** All points with 'Jin' in their name are effective for diseases of the abdomen, intestine and throat (due to the internal connection of the Lung and Large Intestine). However, 33.08-33.09 Arm Five/Arm Thousand Gold and 77.24-77.25 Leg Five/Leg Thousand Gold are more powerful than 11.08 Finger Five Thousand (Young).

11.08 Finger Five Thousand Gold

- Finger Five Thousand is primarily needled for fish bone stuck in the throat. 77.24-77.25 Leg Five/Leg Thousand Gold or the TCM points PC5 Jian Shi and LI3 San Jian also may be needled for this condition. My teacher, Dr. Lee, would have the patient slowly drink a mixture of vinegar and honey, as vinegar will dissolve the fish bone.
- 11.08 is indicated for abdominal pain because of the internal connection between Hand and Foot Yang Ming (LI/ST). Opposite side 66.05 Golden Gate (Tung's ST43) is much more powerful, and I would always choose it instead.

11.09 Heart Knee Xin Xi



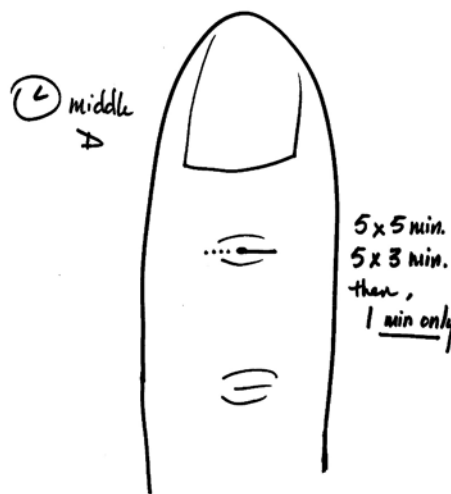
11.09 Heart Knee - Xin Xi

- **Location:** This two-point unit is located on the dorsal surface of the middle finger, centered on either side of the second phalange.
- **Meridian:** Pericardium **Reaction Area:** Heart
- **Indications:** Degenerative knee pain due to arthritis or bone spur, shoulder pain, spine pain.
- **Comments:** These points are outstandingly effective in the treatment of knee pain, especially with the elderly. One of the advantages of Heart Knee is that the patient, once needled, can go for a gentle stroll while the needles are retained (Active Qi Moving technique). Because these points are located on the middle finger, they relate to the Pericardium channel and therefore the Heart. In Master Tung's system all points that treat the Heart also treat the knees. This is because we recognize the connection between the Hand Jue Yin (PC) and the Foot Yang Ming (ST) channel, the latter traversing the knee joint.

11.09 Heart Knee - Xin Xi

- The Heart governs blood and blood vessels; we do not treat the Heart directly, but through the Pericardium and Stomach meridians. For these reasons, opposite side PC6 Nei Guan is often chosen in the treatment of knee pain.
- The back of the middle finger corresponds to the spine, therefore Heart Knee can be needled for scapular, shoulder and whole spine pain (similar to UB40 Wei Zhong).
- These points treat knee pain due to Heart fatigue, overuse, or overwork; they are not used to treat knee pain due to injury.

11.10 Wood Fire - Mu Huo




11.10 Wood Fire - Mu Huo

- **Location:** This point is located on the dorsum of the middle finger, at the very center of the most distal joint crease, and is needled horizontally towards the little finger.
- **Meridian:** Pericardium **Reaction Area:** Heart, Liver
- **Caution:** Needle Wood Fire as soon as possible following a stroke. Keep track of the number of times you use 11.10 Wood Fire. The first five times Wood Fire is needled, retention must be for 5 minutes only (set a timer and do not be distracted). The second five times, needle retention is for 3 minutes only. After the tenth treatment, needle retention must be for 1 minute only. These retention times must be strictly observed due to Wood Fire's tendency to increase the blood pressure. If not done correctly, this point is better not used at all.
- **Indications:** Hemiplegia due to stroke, cold feet and legs in the elderly (especially in the wintertime).

11.10 Wood Fire - Mu Huo

- **Comments:** Because Wood Fire strongly warms the Yang, opens the orifices and disperses cold, it is extremely useful in post-stroke treatment. It gets the name Wood Fire because of its location between the Wood and Fire points of the Pericardium channel. Liver (wind) and Pericardium (fire) share a Jue Yin connection, and we use them both to treat the Heart and circulation. Dr. Lee sometimes referred to these points as 'Wood Phlegm,' because stroke has to do with Liver wind rising and phlegm masking the orifices. Wood, wind, phlegm and fire are all implicated in the use of Mu Huo post-stroke. After needling Mu Huo in acute post-stroke treatment, we may then choose opposite side 22.04-22.05 Ling Gu/Da Bai (also located between wood and fire points) with GB31 and GB32 (88.25 and A.01).
- As useful as it is for stroke, I am far more likely to use Wood Fire to treat the painfully cold extremities of my elderly patients. As many of them take high blood pressure medications, I am equally cautious in my observation of the needle retention time restrictions. I will always needle Mu Huo alone, so as to not be distracted. Then, I often add 88.01-88.03 Heart Passing Points for a dynamite warming effect.

11.11 Lung Heart - Fei Xin



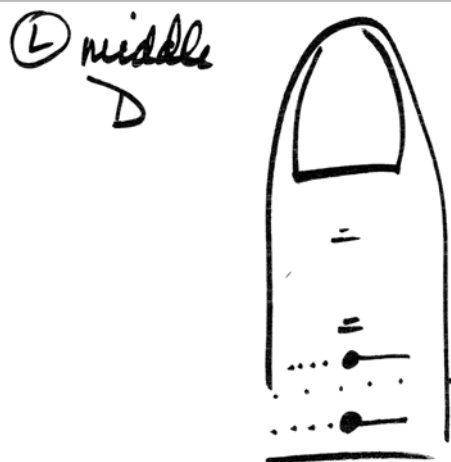
11.11 Lung Heart - Fei Xin

- **Location:** This two-point unit is located on the dorsum of the middle finger, equally spaced on the midline of the middle phalange.
- **Meridian:** Pericardium **Reaction Area:** Heart, Lung
- **Indications:** Varicose veins, spinal pain due to ankylosing spondylitis, hormonal imbalance, degeneration or injury; neck, upper back, tailbone, knee, lower leg (calf muscle) and heel pain.
- Needle retention up to 2 hours may be required.
- **Comments:** Heart Lung is indicated for spine pain because the middle finger represents the spine. It is especially good for lumbar or sacral vertebral pain (Young).

11.11 Lung Heart - Fei Xin

- Varicose veins are due to heart and lung weakness. These points tonify Lung qi, which can be difficult to build up. Because the heart pumps blood out to the limbs and the lungs draw blood back to the trunk, weakness of the heart and lungs may result in blood collecting in the limbs. In this case, every bone in the spine may feel painful to palpation. In addition, the legs may be bloated and distended with varicose veins. Women who use long term hormonal replacement therapies or patients who take daily hormone replacements may experience this kind of pain and congestion. (Lee)
- As Heart Lung strengthens the Heart and circulation, and supports the Lung qi in 'holding up' (prevents prolapse), it treats distention and pain of the lower leg, varicosities and calf cramps. Because of the Hand Shao Yin (HT)/Foot Shao Yin (KD) relationship, these points also treat sacral, knee and heel pain.

11.12 Two Corner Bright - Er Jiao Ming



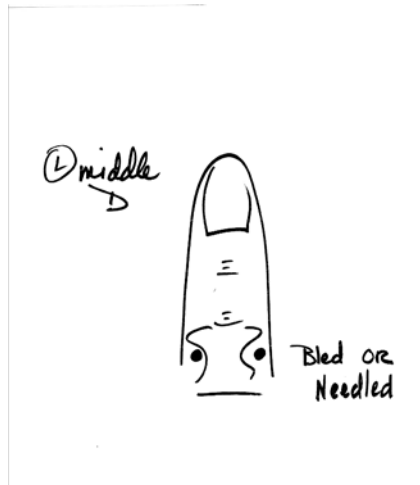
11.12 Two Corner Bright - Er Jiao Ming

- **Location:** This two-point unit is located on the dorsum of the middle finger, evenly spaced on the centerline of the proximal phalange.
- **Meridian:** Pericardium **Reaction Area:** Kidney
- **Indications:** Supraorbital pain, frontal headache, nose pain, sudden flank pain, sudden twisted back pain, lower back pain, kidney pain.
- **Comments:** Two Corner Bright is located on the Pericardium meridian on the middle finger. Because of the relationship between the Hand Jue Yin (PC) and Foot Yang Ming (ST) meridian (which travels to the face), these points are good for frontal headache, supraorbital pain, facial bone and nasal bone pain. It is very common for patients, especially women, to have the above symptoms from excessive anger and crying. As the Liver and Pericardium share the Jue Yin channel, Two Corner Bright can relieve the above indications, related to Liver qi congestion.

11.12 Two Corner Bright - Er Jiao Ming

- These points have the Reaction Area of the Kidney. They tonify the Kidney to treat Kidney deficient conditions. The dorsum of the middle finger corresponding to the spine and DU Mai, make Two Corner Bright remarkably effective in the treatment of spinal and lumbar pain. They are especially useful in treating acute lumbar sprain or twisted lower lower back, when one cannot breathe, cannot stand straight and cannot move. In this case, I might additionally advise either cupping the lumbar muscles or bleeding UB40 Wei Zhong for a quick and solid fix.

11.13 Gallbladder - Dan



11.13 Gallbladder - Dan

- **Location:** This two-point unit is located on the dorsum of the middle finger, centered on both sides of the proximal phalange. These points can be needled, but are more commonly bled.
- **Meridian:** Pericardium **Reaction Area:** Gallbladder
- **Indications:** Gallbladder disease, children's night crying, easily startled, sleep disturbance, heart palpitation, fainting due to heart attack, patients who fear or dislike wind, knee pain.
- **Comments:** All the points on the Pericardium meridian strengthen the Heart and calm the mind. Since Hand Shao Yin (HT) connects to Foot Shao Yang (GB), and Hand Jue Yin (PC) connects to Foot Yang Ming (ST), disruption of the sleep may be related to either Heart or Stomach, and can be treated with 11.13 Gallbladder. Restless sleeping is related to the Pericardium/Heart connection, whereas sudden awakening or being easily startled, with an accompanying rapid heart rate, have to do with weakness in the Gallbladder, or in TCM terms 'empty Gallbladder'.

11.13 Gallbladder - Dan

- Fear of wind is a Jue Yin (LV/PC) issue. Since Dan is located on the Pericardium finger it brings in the element of wind.
- Its effectiveness in the treatment of knee pain is due to the connection between the Hand Shao Yin (HT) and the Foot Shao Yang (GB). In Tung's point system all Heart points treat knee pain, and additionally because Pericardium has a close relationship to the Heart, these points relate to the knee. As there are many points from Master Tung's system from which to choose, I might choose these for knee pain if there are also Gallbladder indications.

11.14 Finger Three Weights



11.14 Finger Three Weights - Zhi San Zhong

- **Location:** This three-point unit is located on the dorsum of the ring finger, 0.2 cun lateral to the midline (ulnar side) of the middle phalange, evenly spaced between the creases.
- **Meridian:** San Jiao **Reaction Area:** Kidney, Liver
- **Indications:** Expels wind: facial paralysis, migraine headache, occipital pain, breast swelling, splenomegaly, muscle atrophy.
- **Comments:** Finger Three Weights is similar in its therapeutic function as 77.05-77.07 Three Weights, though these points on the finger are not nearly as powerful. As leg Three Weights is located between the Shao Yang (GB) and the Yang Ming (ST) channels, they deal with wind and phlegm, wood and earth conditions. Finger Three Weights are located on the San Jiao channel, and so carries some of the same influences.


11.15 Finger Kidney - Zhi Shen



11.15 Finger Kidney - Zhi Shen

- **Location:** This three-point unit is located on the dorsum of the ring finger, evenly spaced on the ulnar side of the proximal phalange.
- **Meridian:** San Jiao **Reaction Area:** Kidney, Liver
- **Indications:** Kidney deficiency, dry mouth and thirst, upper back pain, premature ejaculation, weakness of the heart.
- **Comments:** These points treat Kidney deficiency due to the connection between the Hand Shao Yang (SJ) and the Foot Shao Yin (KD). Because the Kidney controls the five fluids, this point is especially good for dry mouth and thirst. 77.18-77.21 Two Emperors or 88.09-88.11 Kidney Passing Points are similar in function, though far more powerful.
- As Hand and Foot Shao Yin (HT/KD) are connected and these San Jiao points also connect to Kidney, Finger Kidney is used to treat heart weakness.
- Master Tung used these points in the treatment of upper back pain in the area of UB43 Gao Huang Shu.

11.16 Fire Knee - Huo Xi




11.16 Fire Knee - Huo Xi

- **Location:** This point is located on the dorsum of the little finger, 0.2 cun lateral to the nail root (same location as SI1 Shao Ze). This point is commonly bled.
- **Meridian:** Small Intestine **Reaction Area:** Heart
- **Indications:** Knee pain, rheumatic heart disease, rheumatoid arthritis affecting the knees and hands, inability to lift the arm, frozen shoulder, mental disturbance, pain induced by anger, red eyes.
- **Comments:** Rheumatoid arthritis has to do with excess phlegm obstructing the joints. Bleeding this point is very effective for rheumatoid arthritis with deformed joints, especially in the hands.

11.16 Fire Knee - Huo Xi

- Fire Knee is located at SI1 Shao Ze, the Jing-Well and metal point on a fire channel, so it has the function of opening the orifices, clearing heat, opening the Heart and is used for resuscitation. Phlegm masking the orifices is a frequent cause of mental disturbance. This phlegm is foamy and frothy, not sticky like that which comes from the Lung. Anger especially may induce this type of phlegm obstruction. Due to the connection between the Small Intestine and Heart, and the Tai Yang (SI) relationship to the DU Mai, spine and brain, Fire Knee clears the mind. "If phlegm obstructs the orifices of the Heart, the person will seem rational one moment and nod their head in understanding. Then the next moment they will forget everything they were just told," (Lee).
- This point is indicated in difficulty in raising the arm and has a special effect for pain in the Hand Tai Yang (SI) meridian. Because the Hand Tai Yang (SI) and Leg Tai Yin (SP) are connected, and the Spleen channel through this connection relates to the back of the shoulder, Spleen/Lung relating to the front of the shoulder, Fire Knee is effective for treating frozen shoulder.


11.17 Wood (Anger) - Mu



11.17 Wood (Anger) - Mu

- **Location:** This two-point unit is located on the palmar surface of the index finger, on the ulnar side (D-line) of the proximal phalange, dividing the space between the proximal joint creases into equal thirds. Usually needled on the left side only, opposite the liver.
- **Meridian:** Large Intestine **Reaction Area:** Liver
- **Indications:** Primarily used to treat the emotions related to Liver qi stagnation and/or Liver fire rising: anger, irritability, depression, and anxiety. Noteworthy in the treatment of skin disease on the hands, dry or tearing eyes, and nasal congestion.
- **Comments:** Excellent for easing stress, these points can be added to any treatment to calm the Liver qi. I call these the "Million Dollar Points" because, if I had ten cents for every time they have come in handy, I'd be a millionaire. Hand Yang Ming (LI) connects to Foot Jue Yin (LV), giving a powerful wind influence from both. Due to the connection between the Lung and Large Intestine, these points are used to treat skin and sinus issues.

11.18 Spleen Edema - Pi Zhong



11.18 Spleen Edema - Pi Zhong

- **Location:** This two-point unit is located on the palmar surface of the middle finger, on the centerline of the middle phalange, evenly spaced between the finger creases. Inserted on the right side only, opposite the spleen. Pinch up the skin with needle insertion, so as not to impact the bone.
- **Meridian:** Pericardium **Reaction Area:** Spleen
- **Indications:** All diseases of the spleen: splenomegaly, inflammation or hardening of the spleen; hiccups (Young), abdominal bloating in children.

11.18 Spleen Edema - Pi Zhong

- **Comments:** The middle finger pertains to the Pericardium and the fire element, and has a close relationship to the Heart. Spleen Edema strengthens fire to promote earth, and treats diseases of the Spleen and Stomach due to the relationship between the Hand Jue Yin (PC) and the Foot Yang Ming (ST).
- Spleen Edema is effective in treatment of enlarged spleen and can be added to 77.05-77.07 Three Weights or 66.06-66.07 Wood Keep/Wood Scoop.
- Effective for hiccups because of the relationship between the Pericardium and Stomach channels. Rubbing the Pericardium channel, or the whole middle finger, stops hiccups (especially in young children).

11.19 Heart Normal - Xin Chang



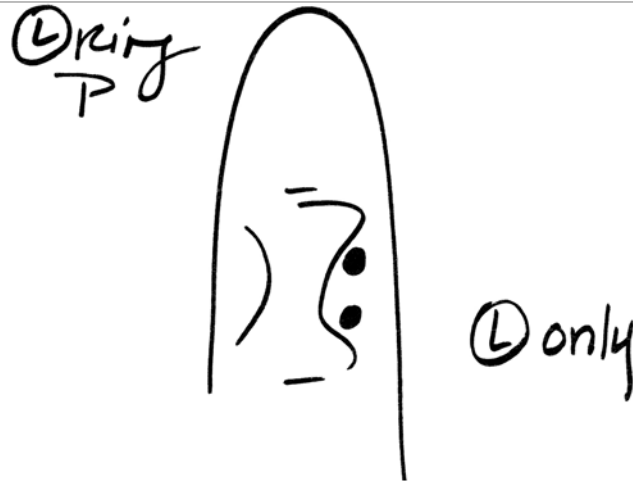
11.19 Heart Normal - Xin Chang

- **Location:** This two-point unit is located on the palmar surface of the middle finger, on the ulnar side of the proximal phalange (D-line), evenly spaced between the finger creases (located and needled similar to 11.17 Wood (Anger), but found on the middle finger).
- **Meridian:** Pericardium **Reaction Area:** Heart
- **Indications:** Heart disease, rheumatic heart disease, enlarged heart, angina, palpitations, irregular heart beat, tachycardia, bradycardia, phlegm obstructing the Heart orifices (cannot think clearly).
- **Comment:** Heart Normal resolves phlegm due to anger, not from the Lung (frothy, not sticky), similar to 11.11 Lung Heart.

11.19 Heart Normal - Xin Chang

- **Comments:** If we use the analogy of a balloon to represent the Heart, then treating the Heart directly by needling Heart points would be like popping the balloon with a pin. In Tung's point system, we would choose one of two methods to effect the Heart. If we have a Heart excess condition then we would sedate the Stomach (child) to let the air out of the balloon slowly, from the opening at the bottom. If we had a deficiency we would tonify the Liver (mother) in order to replenish. Because the Pericardium is the Heart Protector, points on the Pericardium channel are always chosen over points on the Heart channel. We recognize that the Hand Jue Yin (PC) and Foot Yang Ming (ST) share a powerful energetic connection, so we often choose the Stomach channel to treat the Heart, again through the Pericardium. Additionally, the Hand and Foot Jue Yin connects the Pericardium to the Liver, and thus the Pericardium serves as an intermediary connecting to both Stomach (excess), and Liver (deficiency), in balancing the Heart.
- For enlarged heart and heart disease bleed DT.07 Three Gold (Shu Points close to HT, PC, SI and LU).


11.20 Wood Inflammation - Mu Yan



11.20 Wood Inflammation - Mu Yan

- **Location:** This two-point unit is located on the palmar surface of the ring finger, on the ulnar side (D-line) of the middle phalange, dividing the space between the proximal joint creases into equal thirds. Needled on the left side only, opposite the liver.
- **Meridian:** San Jiao **Reaction Area:** Liver
- **Indications:** Used for all liver disease: hepatitis, cirrhosis, hepatomegaly, and hypochondriacal pain.
- **Comments:** Nearly always combined with 88.12-88.14 Three Yellows to treat serious liver disease, these points will keep a patient with liver cancer comfortable. 11.17 Wood (Anger) addresses Liver qi stagnation. Wood Inflammation is chosen to treat liver organ disease. The two point patterns should *never* be used together.

11.21 Three Eyes - San Yan



11.21 Three Eyes - San Yan

- **Location:** This point is located on the palmar surface of the ring finger, 0.2 cun radial to the midline, 1/3 of the distance proximal to the distal crease of the first phalange.
- **Meridian:** Between Pericardium and San Jiao
Reaction Area: Heart, Lung
- **Indications:** Fatigue due to qi deficiency, perspiration, indications of ST36.
- **Comments:** Three Eyes is a supplementing point that has indications similar to 77.08 Four Flower Upper (ST36), but is far less powerful.

11.22 Recovery - Fu Yuan



11.22 Recovery - Fu Yuan

- **Location:** This three-point unit is located on the palmar surface of the ring finger, 0.2 cun ulnar (D-line) to the midline of the proximal phalange, evenly spaced between the finger creases (always measuring from the most distal crease). Slide the needles alongside the bone.
- **Meridian:** San Jiao **Reaction Area:** Liver
- **Indications:** Hyperplastic osteoarthritis, rheumatoid arthritis, enlargement of the bones, painful joints.
- **Comments:** Recovery is located on the San Jiao channel and treats the bone due to the internal/external relationship between the Hand and Foot Shao Yang (SJ/GB) and also because of the connection between the Hand Shao Yang (SJ) and Foot Shao Yin (KD).

11.22 Recovery - Fu Yuan

- Use these points in addition to other points when treating rheumatoid arthritis. Recovery is not strong enough to use on its own.
- I treated a patient who had a bone cyst the size of a golf ball located on his tibial tuberosity. It was inactive for most of his life, but suddenly became very hot and swollen. I could feel intense heat radiating out when I placed my hand over the cyst. This is called 'steaming bones' in Chinese medicine, and would be a good use for these points.

A.07 Night Blindness - Ye Mang

- **Location:** This point is located on the palmar surface of the little finger, in the center of the third phalange.
- **Meridian:** Heart
- **Indications:** Severe night blindness
- **Comments:** Night Blindness is located on the Heart meridian. Due to the relationship between the Hand Shao Yin (HT) and the Foot Shao Yang (GB), this point promotes healthy eyesight. Through the Shao Yin (HT/KD) relationship, the little finger is closely related to the Kidney; therefore, Night Blindness tonifies the power of vision. Additionally, there is a Hand and Foot Tai Yang (SI/UB) relationship that again leads us to the Kidney via its internal/external connection with the Urinary Bladder. For these reasons, it is useful in the treatment of night blindness.

11.23 Yellow Eye - Yan Huang



11.23 Yellow Eye - Yan Huang

- **Location:** This point is located on the palmar surface of the little finger, centered on the middle phalange.
- **Meridian:** Small Intestine **Reaction Area:** Gallbladder
- **Indications:** Jaundice, yellowing of the sclera of the eyes (due to hepatitis).
- **Comments:** This point is not particularly powerful and cannot be used to treat hepatitis but simply the yellowing of the sclera due to hepatitis. For yellowing of the eyes related to any other reason these points are not effective.

11.23 Yellow Eye - Yan Huang

- As the Hand Tai Yang (SI) is connected to the Foot Tai Yin (SP), and both relate to dampness, Yellow Eye is used to drain damp heat from the Small Intestine channel, separating the turbid from the clean.
- Yellow Eye is located on the little finger because the Hand Shao Yin (HT) and Foot Shao Yang (GB) share a connection.


11.24 Gynecological - Fu Ke



11.24 Gynecological - Fu Ke

- **Location:** This two-point unit is located on the dorsal surface of the thumb, on the ulnar line (0.3 cun lateral to the midline) of the proximal phalange. They are needled perpendicularly from the dorsal toward the palmar surface, just inside the two heads of the phalange.
- **Meridian:** Lung **Reaction Area:** Uterus
- **Indications:** Uterine diseases, endometriosis, infertility, menstrual diseases, uterine pain, fibroids.
- **Comments:** Gynecological is more for qi; it guides the qi to adjust the uterus (good for tipped uterus). Points located on the thumb have a powerful and direct connection to the brain.
- I frequently use Gynecological along with 11.06 Return to the Nest and 11.17 Wood (Anger) for hormonal imbalances of any kind, including cyclic ailments, premenstrual or menopausal disorders, migraine headaches, infertility, endometriosis, amenorrhea, anxiety and depression. Because Wood (Anger) is needled on the left index finger, I always put Gynecological on the left as well for positioning purposes. Return to the Nest is then needled on the right hand. When using them frequently, you may alternate sides for both Return to the Nest and Gynecological.

11.25 Stop Spit - Zhi Xian



11.25 Stop Spit - Zhi Xian

- **Location:** This two-point unit is located on the dorsum of the thumb, on the radial side of the proximal phalange, evenly spaced between the creases. Stop Spit is similar to 11.24 Gynecological Points, but located on the opposite side of the thumb.
- **Meridian:** Lung
- **Indications:** Continuous drooling in children, drooling in adults due to brain injury.
- **Comments:** Stop Spit is located on the Lung meridian which shares an internal connection to the Spleen, and treats excessive salivation due to Lung and Spleen deficiency. These points tonify the qi and astringe.
- Stop Spit isn't chosen very often, but for patients with brain injuries who are constantly drooling, this point can be very helpful. Apply a moxa pot to KD2 Ran Gu, and needle Stop Spit, so that drooling won't require multiple shirt changes each day.

11.26 Control Dirt - Zhi Wu



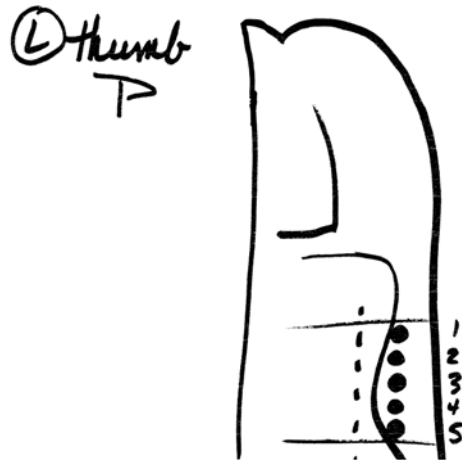
11.26 Control Dirt - Zhi Wu

- **Location:** This three-point unit is located on the dorsum of the thumb, on the centerline of the proximal phalange. Look for a dark blood vessel; if one is present it could be bled (a lancet is adequate in this case. A dark vessel here can be diagnostic of an unresolved infection somewhere in the body. This point is bled.
- **Meridian:** Lung
- **Indications:** Delayed healing of wounds, chronic abscesses, bed sores, frostbite, gangrene, shingles, internal ulcers, otitis media with oozing pus, skin boils.
- **Comments:** Students in classes are often dismayed in finding dark vessels on the back of their own thumbs. Every dark vessel on the dorsum of the thumb does not mean that there is a corresponding infection. However, when we find a very dark vessel in this area, we need to ask whether there is an infection somewhere in the body. If I see a black vessel in this area I am inclined to bleed it just for good measure.

11.26 Control Dirt - Zhi Wu

- Control Dirt is located on the Lung channel. Because both Lung and Liver relate to skin, we have the concept of metal controlling wood. We also think about the relationship between the Hand Tai Yin (LU) and the Foot Tai Yang (UB), the latter controlling the exterior of the body. This point is located between the Jing-Well and Ying-Spring points; the Ying-Spring points treat exterior diseases.
- Bleed Control Dirt when there is a wound that will not heal, such as post-surgical incision with continuous drainage, difficult bed sores, any kind of severe toxin in the body, persistent infection or necrotic tissue.
- If black blood comes out, the condition will heal overnight. If yellow fluid comes out, the condition will not heal (Lee).
- In the treatment of shingles, herpes, or otitis media we may also bleed the small vessels found in the area of the outer malleolus, as well as the ear apex.

11.27 Five Tigers - Wu Hu



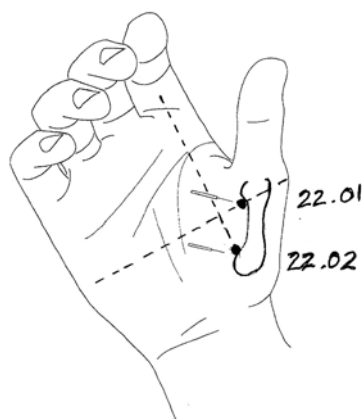
11.27 Five Tigers - Wu Hu

- **Location:** This five-point unit is located on the radial side of the proximal phalange of the thumb, just palmar to the junction of the red and white skin, numbered 1-5 distal to proximal.
- **Meridian:** Lung **Reaction Area:** Spleen
- **Indications:** Primarily used to treat pain of the fingers and toes, as well as the hands and feet, heels and ankles. Five Tiger One and Two are for pain of the hands and fingers; Five Tiger Three, Four and Five treat pain of the ankles, feet and toes.
- Five Tiger One (distal): Finger and palm pain, rheumatoid arthritis, tenosynovitis, headache.
- Five Tiger Two: Deformed fingers, rheumatoid arthritis, tendonitis.
- Five Tiger Three (middle): Toe pain, gout, frontal headache.
- Five Tiger Four: Instep pain, dorsum and ankle pain.
- Five Tiger Five (proximal): Heel pain.

11.27 Five Tigers

- **Comments:** I needle Five Tiger One and Five Tiger Two as a Dao Ma combination to treat pain of the fingers and hands. I needle Five Tiger Three, Four and Five to treat issues of the toes and feet. All five points are never needled together in one session; choose points to treat either the hands or the feet.
- Many of Master Tung's most powerful points are located on the thumb and fingers. If we look at the motor and sensory lines of the brain we will find a very large area of projection related to the thumb (especially) and also the fingers. Five Tigers are amazingly effective because of this strong connection to the brain and the fact that our thumb is our grasping and laboring tool, very important to our evolution.

22.01-22.02 Double Child/Double Fairy



22.01 Double Child - Chong Zi

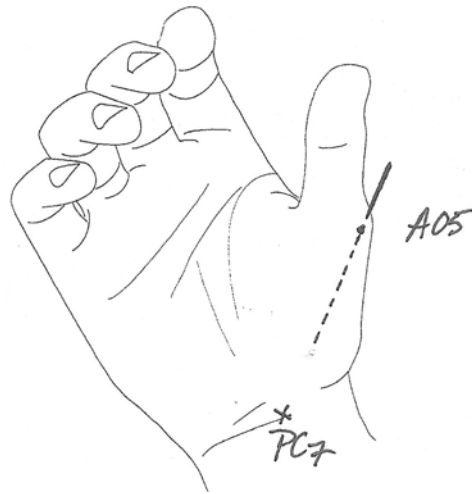
22.02 Double Fairy - Chong Xian

- **Location:** These two points are easy to locate because they are often sensitive to palpation. 22.02 Double Fairy is located on the thenar eminence at the base of the palm. Holding the patient's thumb closed against their hand, with their fingers straight, follow a line drawn down the center of the index finger to locate the point, just distal to the proximal head of the first metacarpal bone. Roll your finger up and over the proximal end of the bone to palpate the point.
- 22.01 Double Child is located approximately 1 cun distal to Double Fairy, just proximal to the distal head of the first metacarpal bone. It is located straight across from the large knuckle of the thumb, one *big* thumb's breadth medial to the edge of the hand. A line drawn between Double Child and Double Fairy will be parallel to the side of the hand.

22.01-22.02 Double Child/Double Fairy

- **Meridian:** Lung
- **Reaction Area:** Lung (both), Heart (22.02)
- **Indications:** Upper back pain (UB43 Gao Huang Shu area), neck pain, pain that radiates from the back to the chest, scapular pain, asthma, common cold, cough, uterine or ovarian cysts or tumors.
- **Comments:** Due to the Tai Yin/Tai Yang connection between the Lung and Urinary Bladder meridians, these points are extraordinary for the treatment of upper back, scapular, and neck pain, often instantaneously effective. If the patient also has upper respiratory issues, these points will simultaneously address both conditions. Double Fairy is more for the neck, Double Child is more for the scapular area.
- Dark veins found in this area of Double Fairy are diagnostic of uterine fibroids or tumors, endometriosis or lower jiao stagnation.

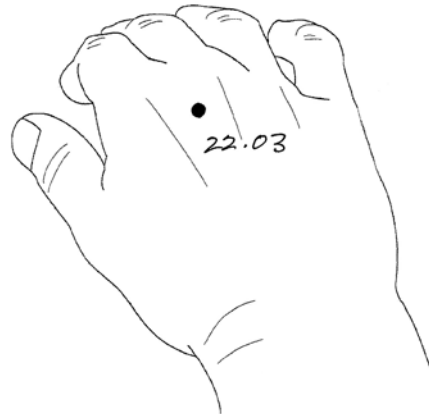
A.05 Small Joint - Xiao Jie



A.05 Small Joint - Xiao Jie

- **Location:** This point is located 1mm proximal and palmar to the large knuckle of the thumb. Thread the needle superficially across the thenar eminence directed toward PC7 Da Ling.
- **Indications:** Acute or chronic ankle pain.
- **Comments:** Small Joint is unsurpassed for the treatment of ankle pain and produces immediate relief for the patient. You do not need to needle a guiding point; just ask the patient to gently rotate their ankle. Try a one-needle treatment – you will be amazed!
- A patient who frequently twists the same ankle may actually be dealing with a hip problem.
- Though Small Joint can be used for the treatment of diarrhea, common cough, asthma, and back pain, I would choose other points to treat those conditions.

22.03 Upper White - Shang Bai



22.03 Upper White - Shang Bai

- **Location:** This point is located on the dorsum of the hand, between the second and third metacarpal bones, 0.5 cun proximal to the metacarpal-phalangeal joint of the middle finger.
- **Meridian:** Between Pericardium and Large Intestine
Reaction Area: Heart, Liver, Lung
- **Indications:** Conjunctivitis, itching eyes, redness in the corner of the eyes, toothache, neck, shoulder, and back pain, twisted back, sciatica (between UB and GB), rib pain, wrist sprain (radial side), chest pain due to angina, stomach pain, weakness of the legs and feet.

22.03 Upper White - Shang Bai

- **Comments:** The color “White” in the name of this point indicates a relationship to metal and Lung qi.
- Needle Upper White bilaterally for neck, lower back and stomach pain; needle opposite side for rib pain and sciatica.
- Needle on the affected side to treat wrist sprain at the radial side of the wrist (Young), and also for toothache.
- For twisted back we can add an auxiliary point 1.0 cun proximal to Upper White, especially good for middle back and waist pain.
- 22.01-22.02 Double Child/Double Fairy are better for upper back and scapular pain.

001 Hand Golden Gate - Men Jin

- **Location:** Hand Golden Gate is located 1 cun proximal to 22.03 Shang Bai, between the second and third metacarpal bones, similar to the location of 66.05 Foot Golden Gate, located between the second and third metatarsal bones.
- **Meridian:** Between Pericardium and Large Intestine
- **Reaction Area:** Heart, Liver, Lung
- **Indications:** Cramping gallbladder pain (due to gallstones), kidney stone pain, lower back pain.
- **Comments:** Needle this point to treat cramping gallbladder pain caused by gallstones. It can be added to either 88.14-88.16 Gallbladder Points with 1010.18 Wood Branch or 66.03-66.04 Fire Hardness/Fire Master with 1010.18 Wood Branch.

002 Divided White – Fen Bai

- **Location:** Fen Bai (aka Fan Hou Jue) is located just proximal to the distal head of the first metacarpal bone, on the ulnar side. Find 22.04-22.05 Ling Gu/Da Bai and add Fen Bai to make a triangle of these three points.
- **Meridian:** Between Lung and Large Intestine
- **Reaction Area:** Lung
- **Indications:** Upper back and shoulder pain, Frozen shoulder
- **Comments:** Fen Bai is located opposite 22.01 Double Child, while Ling Gu is located opposite 22.02 Double Fairy. For each set of opposites, the power of the points is enhanced when they are connected through deep needling of either point. Double Child relates to Lung and treats UB channel upper back and scapular pain, as it utilizes the special relationship between the Hand Tai Yin (LU) and Foot Tai Yang (UB).

A.06 Next White - Ci Bai

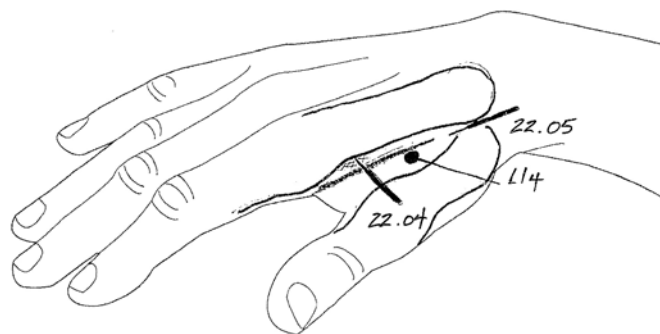


A.06 Next White - Ci Bai

- **Location:** This point is located on the dorsum of the hand, 0.5 cun proximal to the junction of the metacarpal-phalangeal joints of the middle and ring fingers. It is parallel to 22.06 Middle White (Zhong Bai), 22.04 Great White (Da Bai) and 22.03 Upper White (Shang Bai).
- **Meridian:** Between Pericardium and San Jiao
- **Indications:** Lumbar, knee or lower leg pain or spasm, migraine.
- **Comments:** Because Next White is located between Pericardium and San Jiao, it strengthens the Heart and is therefore used for knee pain. Although it is not found directly on the San Jiao meridian, we recognize the connection between Hand Shao Yang (SJ) and Hand Shao Yin (KD) that makes it useful in the treatment of lower back and leg pain.
- For patients whose legs ache after a long drive, you may needle the opposite side before they go on a long drive.

22.04 Great White - Da Bai

22.05 Spirit Bone - Ling Gu



22.04 Great White - Da Bai

- **Location:** This point is located on the back of the hand, just proximal and radial to the distal head of the second metacarpal bone. To find Great White (Da Bai) from the classic location of LI3 San Jian, move superior to the tendon and into the depression immediately inferior to the bone.
- **Meridian:** Large Intestine **Reaction Area:** Lung
- **Cautions:** Forbidden to needle during pregnancy.
- **Indications:** Lower back pain, sciatica, common cold, headache, high fever, hemiplegia.
- **Comments:** Great White (Da Bai) is occasionally needled on its own, but more commonly in combination with 22.05 Spirit Bone (Ling Gu). In this combination, Spirit Bone (Ling Gu) is the chief point and Great White (Da Bai) is the auxiliary point. Together, 22.04-22.05 Great White/Spirit Bone (Ling Gu/Da Bai) treat many diseases by tonifying qi and warming the yang.

22.05 Spirit Bone - Ling Gu

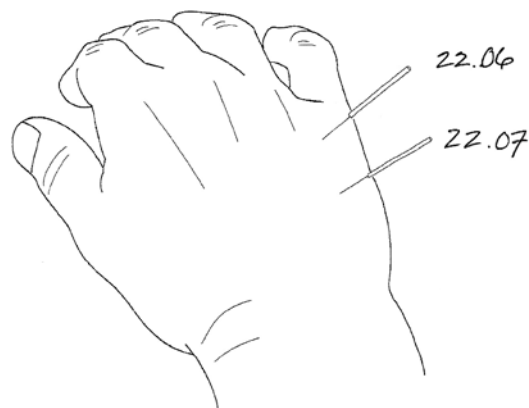
- **Location:** This point is located on the back of the hand, immediately distal to the proximal junction of the first and second metacarpal bones. Needled close to the bone.
- **Meridian:** Large Intestine **Reaction Area:** Lung
- **Cautions:** Forbidden to needle during pregnancy.
- **Indications:** Back and spine pain, sciatica, hemiplegia, headache, dizziness, tinnitus, migraine, facial paralysis, shoulder pain, tennis elbow, weak digestion, abdominal pain, anal prolapse, urinary incontinence, fatigue, muscle atrophy, groin pain, leg pain, heel pain, menstrual difficulties, labor induction.

22.05 Spirit Bone - Ling Gu

- **Comments:** Spirit Bone (Ling Gu) and Great White (Da Bai) is the best point combination to use for tonifying qi deficiency anywhere in the body, because these points are located on either side of the major Yuan-Source Point, LI4 He Gu. They nourish and warm the yang and powerfully tonify the qi, and can be used to treat symptoms such as exhaustion or frequent urination due to yang deficiency. Because the Yang Ming channel has more qi and more blood, these points can be very useful in the treatment of muscle atrophy. Due to the connection between the Yang Ming/Jue Yin (Large Intestine/Liver), these points are effective in the treatment of symptoms such as dizziness, groin pain, knee pain, shoulder pain, and urinary disorders.

22.06 Middle White - Zhong Bai

22.07 Lower White - Xia Bai



22.06 Middle White - Zhong Bai

22.07 Lower White - Xia Bai

- **Location:** Middle White is located on the dorsum of the hand, immediately proximal to the junction of the fourth and fifth metacarpal-phalangeal joints (same location as SJ3 Zhong Zhu). 22.07 Lower White is located 1 cun proximal to Middle White.
- **Meridian:** San Jiao
Reaction Area: Kidney, Heart, Spleen
- **Indications:** Sciatica (GB channel), lower back ache due to Kidney deficiency, toothache and nephritis. Also used for exhaustion and fatigue, frontal headache, migraine, hypertension, dizziness, vertigo, mania, Meniere's disease, astigmatism, tinnitus, osteoarthritis and bone swelling, bone spurs of the spine, stiff neck, shoulder pain, back pain, waist and flank pain (Dai Mai), lateral ankle pain, edema of the four limbs, acute pain behind the heart, heart palpitation, anxiety, pain around the navel.

22.06 Middle White - Zhong Bai

22.07 Lower White - Xia Bai

- **Comments:** The primary function of Middle and Lower White is a result of the connection between the Hand Shao Yang (SJ) and the Foot Shao Yin (KD), which makes for strong Kidney tonification. For this reason they are exceptionally effective in the treatment of Gallbladder channel sciatica and lower leg pain. It is due to this connection that these points are also effective for nephritis, edema, bone spurs, tinnitus and irritation at the roots of the teeth.
- Middle White is SJ3 Zhong Zhu, the Shu-Stream point, and so treats heaviness and pain along the Shao Yang (SJ/GB) meridian, tonifying qi of the San Jiao. It shares the same connection to Kidney as A.04 San Cha Three, passing through the same area. They both have a very powerful effect on sciatica as well as exhaustion from Kidney deficiency. Gallbladder channel sciatica is especially characterized by pain when getting up from sitting. When treating opposite side sciatica I will usually combine these points with 22.04-22.05 Ling Gu/Da Bai.

22.06 Middle White - Zhong Bai

22.07 Lower White - Xia Bai

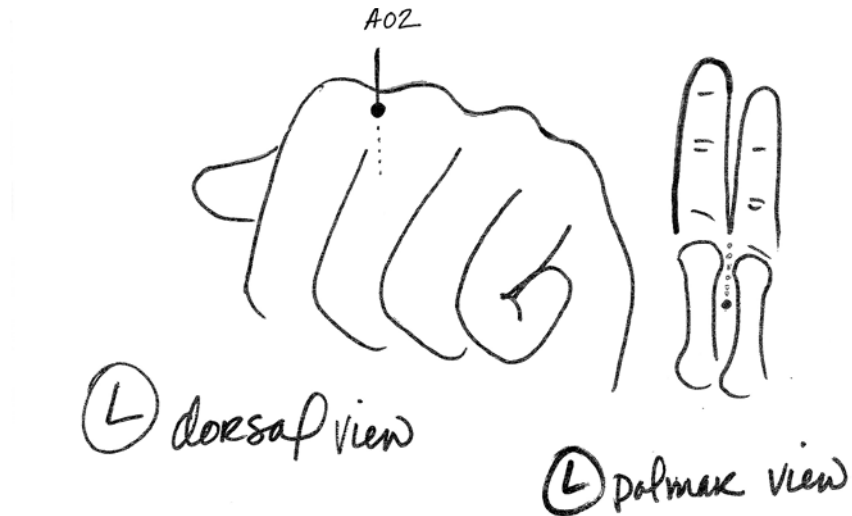
- Zhong Bai and Xia Bai are better than 22.08-22.09 Wrist Prosperous in the treatment of pain around the navel because they act like GB41 Lin Qi, in tonifying the Kidney. They open the Dai Mai to treat pain stuck at the waist and lower back.
- For pain behind the heart they can be used with/like GB31 Feng Shi and also UB60 Kun Lun. They treat palpitations due to the internal/external connection between the San Jiao and Pericardium (Heart Protector). [SJ-PC-LV-GB-HT-KD-SJ].
- These points treat headache, migraine, dizziness and vertigo because of the Hand and Foot Shao Yang (SJ/GB) relationship, the San Jiao/Pericardium/Liver/Gallbladder connection, and via the relationship between Shao Yang (SJ) and Shao Yin (KD).

22.06 Middle White - Zhong Bai

22.07 Lower White - Xia Bai

- All “Bai/White” points (e.g. Da Bai, Shang Bai, Ci Bai, Zhong Bai, Xia Bai) treat ears, eyes, nose and throat as well as facial disorders. Middle and Lower White are especially effective because of the plethora of San Jiao and Gallbladder points on the lateral side of the head.
- 22.07 Lower White (Xia Bai) is very good when used alone for cramping tight pain of the kidney and gallbladder due to stones. It is also used alone for pain caused by roundworms.

A.02 San Cha One - San Cha Yi



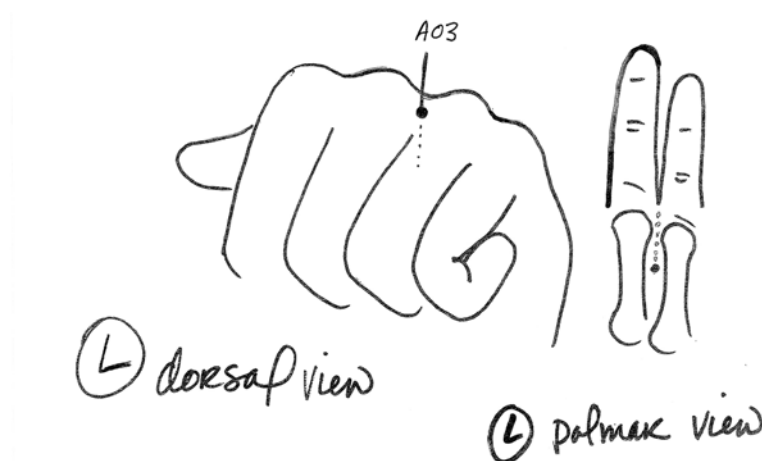
A.02 San Cha One - San Cha Yi

- **Location:** This point is located on the dorsum of the hand, between the knuckles of the index and middle fingers when the hand is held in a loose fist.
- **Meridian:** Between Pericardium and Large Intestine
- **Indications:** Pain in the upper back, scapula, shoulder, upper extremities, ribs, lower back; hypochondriac pain, stomach ache, avalanche uterine bleeding, irregular menstruation.

A.02 San Cha One - San Cha Yi

- San Cha One is located between the index and middle fingers, relating to the Large Intestine and Pericardium meridians. The Large Intestine channel has an internal/external relationship to the Lung, so San Cha One is able to tonify and invigorate Lung qi. This point connects to the Liver via the relationship between the Hand and Foot Jue Yin (PC/LV) and the Hand Yang Ming (LI) and Foot Jue Yin (LV). These energetic connections enable us to use San Cha One for avalanche bleeding and irregular menses, as Lung weakness causes spotting or excessive bleeding, and because the Liver controls the blood.
- Moxa applied to LV1 Da Dun and SP1 Yin Bai also controls excessive menstrual bleeding. A patient can be given a moxa stick or stick-on moxa to continue treatment at home.

A.03 San Cha Two - San Cha Er



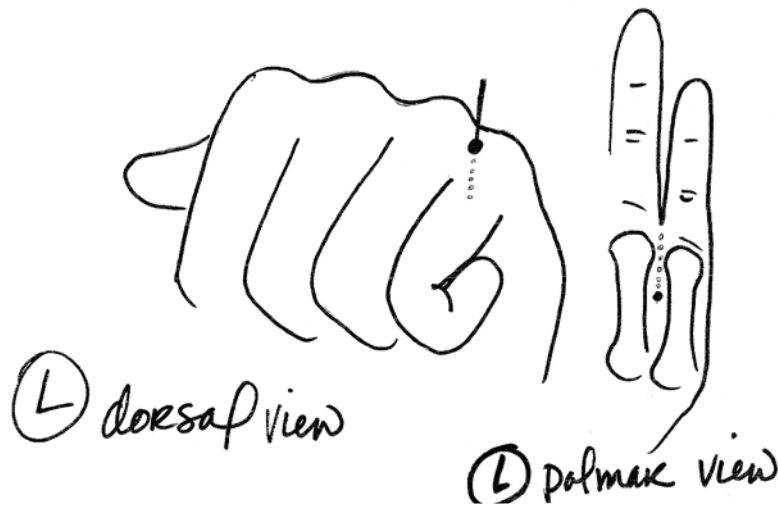
A.03 San Cha Two - San Cha Er

- **Location:** On the dorsum of the hand between the knuckles of the middle and ring fingers when the hand is held in a loose fist.
- **Meridian:** Pericardium and San Jiao
- **Indications:** Diseases of the sensory organs, bradycardia, stomachache, muscle pain on either side of spine, acute lumbar sprain, hip joint pain, thigh pain (groin to knee), knee pain, lower extremities pain.
- **Comments:** San Cha Two connects to the Heart because of its relationship to the Pericardium and San Jiao channels. It invigorates and strengthens Heart qi to treat a slow or unsteady heart rate.

A.03 San Cha Two - San Cha Er

- In Tung's acupuncture all Heart points treat the knee.
- Because of the relationship between the Hand Jue Yin (PC) and Foot Yang Ming (ST), San Cha Two is used to treat stomachache or Stomach qi stagnation or obstruction.
- Due to the relationship between the Hand Shao Yang (SJ) and the Foot Shao Yin (KD), San Cha Two treats low back pain.
- Though San Cha Two can be used to treat diseases of the face and sensory organs, A.04 San Cha Three is a better choice.
- For treatment of muscle pain on either side of the spine, also consider cupping along the spine.

A.04 San Cha Three - San Cha San



A.04 San Cha Three - San Cha San

- **Location:** This point is located on the dorsum of the hand between the knuckles of the ring and little fingers when the hand is held in a loose fist. San Cha Three is located like SJ2, but needled towards HT8 Shao Fu.
- **Meridian:** San Jiao
- **Indications:** Common cold (early stage, wind heat or wind chill), profuse sweating, headache, sore throat, allergies, any disease of the five senses (eyes, ears, nose, throat, and teeth), tinnitus, otitis media, ear nerve pain, fatigue, immune and autoimmune disorders, severe muscle weakness, fibromyalgia, multiple sclerosis, drooping or swollen eye lids, floaters, itching skin, hives or rashes, palpitations (with fast pulse), chest pressure, chest and rib pain, aching pain or soreness of the upper leg, lower back pain (connects to GB32), shoulder pain, neck injury, nausea and vomiting.

A.04 San Cha Three - San Cha San

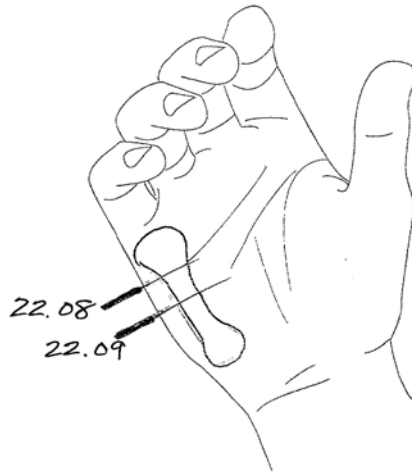
- **Comments:** With San Cha Three, the point of insertion is identical to SJ3 Zhong Zhu, but it is needled toward HT8 (and through SJ3) with the hand in a loose fist. Insertion is 1.5-2.0 cun. Deep needling treats tendons and bone.
- San Cha Three is the most commonly used of the three San Cha points, and can be used for disorders both above and below the waist. Since the fingers correspond to the head, this point will treat any disease of the five senses (eyes, ears, nose, throat, and teeth).
- San Cha Three is a primary point for the immune system, including autoimmune diseases (combined with 88.17-88.19 Four Horses). Located close to the Small Intestine channel, it communicates with the Spleen via the relationship between the Hand Tai Yang (SI) and Foot Tai Yin (SP). San Cha Three tonifies the Spleen and the immune system by invigorating Spleen qi. It is excellent for treating early stage common cold, wind heat or wind chill. For a common cold with headache, add 22.04 Great White (Da Bai); for sore throat, add LU10. This point energizes the body, so it is very good for fatigue.
- Because of its connection with the Spleen, San Cha Three treats muscle weakness, and when used in conjunction with ST43, also treats swollen or drooping eyelids.

A.04 San Cha Three - San Cha San

- Because Hand Shao Yang (SJ) connects with Foot Shao Yin (KD), San Cha Three is a powerful point for Kidney-related issues, including vital energy, hormones, bone, tinnitus, exhaustion, and low back pain. Because San Cha Three connects with GB32, it treats low back pain. The San Jiao channel also relates to all three jiao and to water metabolism.
- As the Ying-Spring point, San Cha Three is used for fire disease and change of color. It treats itching skin and rashes because it disperses wind. For acute urticaria, we can use San Cha Three because it connects to HT8, and itching, boils and pain all come from the Heart.
- This point is also useful for palpitations with a fast pulse. (For a slow pulse, use PC6, LV2 and LV3, or A.03 San Cha Two.)
- San Cha Three can also be used as a guide for frozen shoulder due to its link with the San Jiao channel. For shoulder pain, needle San Cha Three on the same side.

22.08 Wrist Prosperous One

22.09 Wrist Prosperous Two



SI3 Back Ravine - Hou Xi

22.08 Wrist Prosperous One - Wan Shun Yi

22.09 Wrist Prosperous Two - Wan Shun Er

- **Location:** 22.08 Wrist Prosperous One is located 0.5 cun proximal to SI3 Hou Xi. 22.09 Wrist Prosperous Two is located 1 cun proximal to Wrist Prosperous One.
- 22.08-22.09 are acting as Master Tung's version of SI3 Back Ravine. They can be used together, but in most circumstances I am using SI3 Hou Xi instead, and calling it Wrist Prosperous One. Because the classical point Hou Xi so powerfully opens the spine in connection with the Tai Yang channel, it is always my point of choice. "Back Ravine" refers to the vertebral column. SI3 is easy to locate at the end of the solid crease under the distal head of the fifth metacarpal. I usually needle the point where the head and the shaft of the bone unite, tucking the needle into the depression and sliding it alongside the bone towards the middle of the palm.
- **Meridian:** Small Intestine **Reaction Area:** Kidney

SI3 Back Ravine - Hou Xi

- **Indications:** Exhaustion, nephritis, neck stiffness (cannot turn head side to side), whole back and spine pain along the Tai Yang channel, pain on both sides of the waist, Kidney deficient sciatica, bone enlargement of the extremities, knee pain, pain behind the knee (UB), ankle pain with flexion, medial elbow pain (golfer's elbow), SI wrist pain, Kidney deficiency headache, dizziness, blurred vision, eye pain, tinnitus, cheekbone pain, trigeminal neuralgia, nosebleeds, toothache, lower abdominal distention due to water retention.
- **Comments:** The power of SI3 Hou Xi has to do with the connection between the Hand and Foot Tai Yang (SI/UB). Often in Tung's system we see UB channel sciatica referred to as Lung deficient sciatica. This is due to the connection between the Hand Tai Yin (LU) and the Foot Tai Yang (UB) channel and the internal/external relationship of Urinary Bladder and Small Intestine. Sliding the needle underneath the bone gives us an additional Kidney effect (bone treating bone). Deep needling Wrist Prosperous One connects with 22.06 Middle White and through that the SJ/KD relationship.

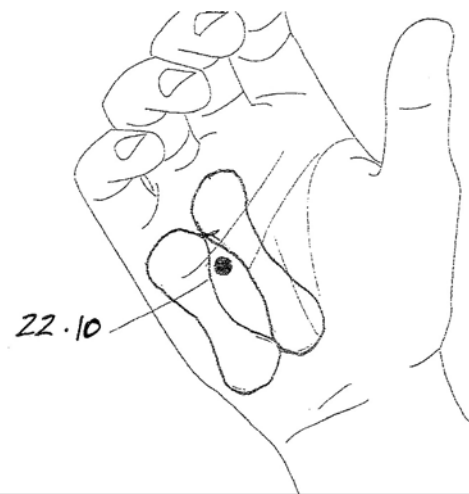
SI3 Back Ravine - Hou Xi

- For opposite side UB channel sciatica, or any pain of the opposite thigh, SI3 Back Ravine, in combination with 22.04-22.05 Ling Gu/Da Bai, is by far my favorite choice of points. UB65 Shu Gu "Bone Association Point" is added as an excellent guiding point to pull the qi into the affected leg. 1010.22 Nose Wing may be added in severe cases to enhance the effect. For the best results, I will fully insert a 40mm needle into both SI3 and UB65. A slight bend in the ring and little fingers makes this easier to accomplish. SI3 is uniquely effective for sciatica at the back of the knee or UB40 Wei Zhong pain or swelling.
- For bone spurring, we add GV26 (or REN24 in cases of neck spurs), and GB31 Wind Market to the above treatment; all points are needled bilaterally. One of the best treatments for bone spurs on the spine is to bleed UB40 (Young).

SI3 Back Ravine - Hou Xi

- Wrist Prosperous tonifies the Kidneys and is used for many types of Kidney deficiency diseases such as nephritis, exhaustion, dizziness, blurred vision, fatigue, swollen joints, headaches, and whole back and spine pain. If this area of the hand is thin, the patient may have had trouble with nephritis as a child. If it is soft and there are veins in this area, they may have a history of asthma.
- For golfer's elbow we needle opposite side 33.12 Heart Gate with same side 22.08/SI3 as a great guiding point. There are many other great combinations that utilize this point.
- For tinnitus and deafness we use SI3 with 88.17-88.19 Four Horses, because the Small Intestine channel ends at SI19 Ting Gong "Listening Palace," just in front of the ear opening.

22.10 Hand Release - Shou Jie



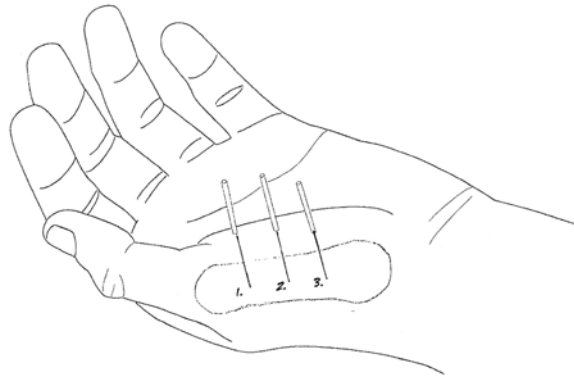
22.10 Hand Release - Shou Jie

- **Location:** This point is located on the palmar surface of the hand, between the fourth and fifth metacarpal bones, at the spot where the little finger touches when locked in a grip. This point is HT8 Shao Fu.
- **Meridian:** Heart **Reaction Area:** Kidney
- **Indications:** Fainting and numbness caused by acupuncture needle insertion or qi and blood out of order, stuck needle, itching and irritability due to itching.
- **Comments:** Hand Release is the Ying-Spring fire point on a fire channel. This point warms the yang and strengthens the Heart. The Heart controls the shen and zhi (will/intent), and most Heart channel points treat consciousness.
- Use shallow needle insertion of 0.3 cun with 5 minute retention, or bleed to restore consciousness (Carson).

22.10 Hand Release - Shao Jie

- “All pain comes from the Heart.” Useful for painful needling, swelling, pain from injuries, women using hormones who bleed easily or have excess pain (Lee).
- The Nei Jing indicates: “In case of a disease with change of facial complexion, select Ying-Spring (fire) point.” Hand Release addresses change in face color that occurs as the patient becomes faint (Carson).
- Wounds and itching belong to the Heart, the skin changes color. Itching creates irritability, causing more itching. Hand Release calms the itching as soon as it is needled because it is a Ying-Spring point which reduces fire. Itching is wind and fire fighting, qi and blood fighting. The treatment principle is to disperse wind, reduce fire and vitalize the blood.

22.11 Earth Water - Tu Shui



22.11 Earth Water - Tu Shui

- **Location:** This three-point unit is located on the palmar surface of the hand. The central point is LU10 Yu Ji, located at the mid-point of the first metacarpal bone. The other two points are located 0.5 cun on either side of the central point. These points are found on the radial side of the first metacarpal bone, palmar to the border of the red and white skin, in the depression between the first metacarpal bone and the thenar muscles.
- **Meridian:** Lung **Reaction Area:** Kidney, Spleen
- **Indications:** Sore throat, asthma, emphysema, pneumonia, thyroid disease, acute or chronic diarrhea, gastritis, ulcer, stomach pain, uterine fibroid, pain of the thenar eminence, hand or finger bone pain or inflammation.
- **Comments:** Because the central point overlaps LU10, the Ying-Spring point, it is effective in the treatment of sore throat due to external pathogenic invasions (with A.04 San Cha Three).

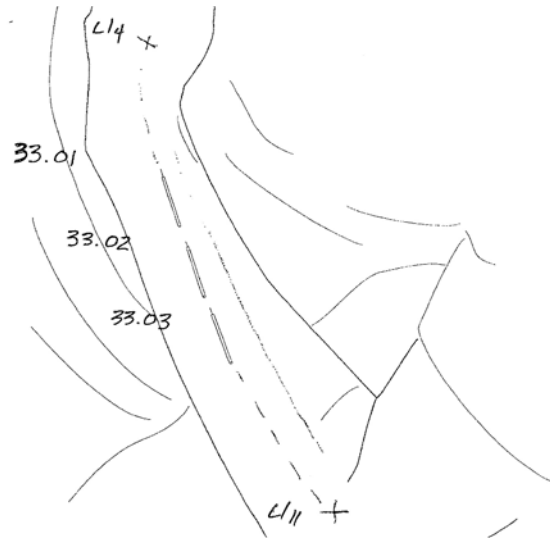
22.11 Earth Water - Tu Shui

- The name 'Earth Water' indicates a connection to earth (Spleen) and water (Kidney). It is located on the Lung meridian, therefore it relates to metal, earth and water to treat diseases of the Lung, Spleen and Kidney. Earth Water tonifies and regulates qi, and is effective in the treatment of gastrointestinal and asthmatic conditions for several reasons: an internal/external relationship between Lung and Large Intestine, an internal connection between both the Hand and Foot Tai Yin (LU/SP) and the Hand and Foot Yang Ming (LI/ST) and because Hand Tai Yin (LU) shares a connection with the Foot Tai Yang (UB), both diffusing water.
- Earth Water is an excellent point in the treatment of asthma and can be bled for emphysema.
- The middle point (metal) of the three-point unit Earth Water (LU10) is the chief point; the distal point (earth) is an auxiliary point that treats qi deficiency and the proximal point (water) is an auxiliary point that treats diarrhea.

22.11 Earth Water - Tu Shui

- Used for gastrointestinal diseases because the Lung meridian originates in the middle jiao, descends to connect with the Large Intestine, returns upward to pass the stomach, through the diaphragm, and to the lungs before rising to the throat and emerging at LU1. The earth point represents the Spleen and Stomach, whereas the water point represents cold and Kidney, so Earth Water effectively treats both stomach and intestinal diseases. Because it treats dampness in the earth, it can also be used to drain damp heat from the Stomach, through the intestines.
- According to the Nei Jing the area of the thenar eminence can help diagnose gastric and intestinal disorders (Carson). Blue or green color of the thenar muscle indicates Stomach cold (excess water in the earth) while red color indicates Stomach heat. This area is often red when there is constipation, dark blue or green when there is acute diarrhea and loose stool and has a swollen blue vein with enteritis or severe diarrhea. Many blood vessels here may be diagnostic for uterine fibroids or cysts or tumors. If a patient has many veins in this area, red coloring or a purple hue, ask her if she has back pain during menses or if she has a tipped uterus, indicated by frequent urination or lower back pain (Young).
- Needle opposite side to treat finger and hand pain.

33.01-33.03 This Door/This Corner/This Uprightness



33.01 This Door - Qi Men

33.02 This Corner - Qi Jiao

33.03 This Uprightness - Qi Zheng

- **Location:** These three points are located on the backside of the radial bone, along the Large Intestine meridian, using LI4 and LI11 as reference points.
- This Door is located 2 cun (three fingers) proximal to the wrist crease. This Corner is located 2 cun proximal to the first point. This Uprightness is located 2 cun proximal to the second point.
- These points are needled together, unilaterally, and I usually choose the left side, though the right side may be needed.
- **Meridian:** Large Intestine **Reaction Area:** Lung
- **Indications:** Anal prolapse, bleeding or fissures; hemorrhoids, constipation, irritable bowel syndrome, menstrual irregularity, leucorrhea with reddish discharge, lower abdominal distention.

33.01-33.03 This Door/This Corner/This Uprightness

- **Comments:** This area of the forearm corresponds with the anus and genitals. The point closest to the wrist treats the navel, while the more distal point treats the anus. I primarily use these points in the treatment of hemorrhoids, anal fissures, and prolapse. They derive their power in part from LI7 Wen Liu, the Xi-Cleft point of the Large Intestine, which is located between This Door and This Corner; Xi-Cleft points regulate qi and blood. I have needled these points in both directions depending on whether the condition is excess or deficient. If I am treating a hard and dry (excess) constipation I will needle against the meridian, toward the wrist. If I am treating anal prolapse, hemorrhoids or bleeding, I will thread the needles along the back side of the radius toward the elbow.
- This area of the forearm is useful in the treatment of hemorrhoids. It includes the area of extra point Er Bai (located four cun proximal to PC7 Da Ling on both sides of the tendon) and 33.04 Fire Threaded (SJ6), and mirrors
- Catching Ball (UB57), all three used to treat constipation and hemorrhoids.

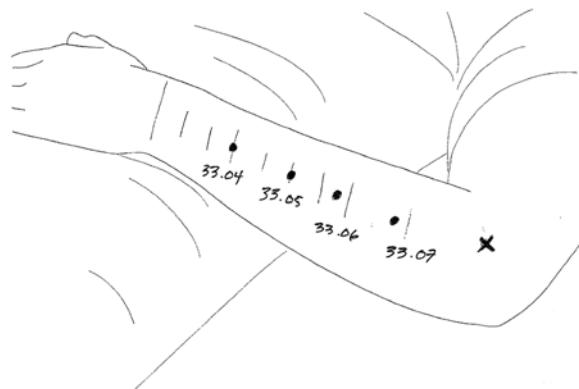
33.01-33.03 This Door/This Corner/This Uprightness

- Even more effective for hemorrhoids is the bleeding of UB40 Wei Zhong. In severe cases of constipation and hemorrhoids I will bilaterally bleed two or three veins at the popliteal crease. In most cases very dark blood will appear, and the hemorrhoids will be significantly improved within 24 hours. If there are no obvious veins do not bleed.
- The connection between the Hand Yang Ming (LI) and Foot Jue Yin (LV) further explains the gynecological indications for these points. As we have so many other points available to us for female reproductive diseases, I would only choose This Door/This Corner/This Uprightness if there were also hemorrhoids, fissures or constipation.

33.01-33.03 This Door/This Corner/This Uprightness

- Prolapse is thought of as a dropping of the energy, relating to the Lung and Kidney. As Large intestine and Lung have an internal/external relationship, and Lung is the mother of Kidney, we can use the analogy of a straw in a glass of water to describe the ability of the Lung qi to 'hold up' (strengthening the Kidney). If we cap the top of a straw with our finger and lift it out of the water the straw remains full. This would describe strong Lung qi. When we uncap the straw the water drops and this would illustrate Lung deficiency causing Kidney weakness (incontinence). We can use this concept to understand any kind of prolapse, including hemorrhoids, but it is also appropriate in terms of uterine bleeding and labor induction. If a laboring mother has a cough or Lung excess, labor will be delayed as the excess is holding up the descent of the baby. If the labor is delayed, the treatment principle is to disperse the Lung qi. If the Lung energy is weak, there may be anal prolapse, menstrual spotting or urinary incontinence.

33.04 – 33.07



33.04 Fire Threaded - Huo Chuan

- **Location:** This point is located 3 cun (four fingers) proximal to the wrist crease, on the posterior surface of the forearm, centered between the radius and the ulna. This point is SJ6 Huo Chuan.
- **Meridian:** San Jiao **Reaction Area:** Heart, Lung
- **Indications:** Constipation, heart palpitation, rapid heart rate, chest congestion, chest oppression, forearm pain, rib pain, hypochondriacal pain, stiff neck, back strain, ankle sprain. (A.05 Small Joint is better for treating ankle sprain.)
- **Comments:** This point is primarily used for constipation because it regulates the qi. We can add 66.13 Water Crystal (Tung's KD6) and together they regulate the qi and tonify fluids.

33.04 Fire Threaded - Huo Chuan

- Chuan in the name may be translated as “stringing together” (Carson) or “threaded” (Young). This point is located at SJ6 Huo Chuan (the fire point on a fire meridian). “Fire” in the name of this point indicates the internal/external connection between the San Jiao and Pericardium, and “Threaded” the fact that we needle from SJ6 through to the Pericardium meridian, thereby affecting the chest and heart. Fire Threaded is often combined with 33.05 Fire Mound and 33.06 Fire Mountain to treat chest pain, tightness and cramping. These are very powerful points, so needle them on one side only: on the right side for women, and the left side for men or on the same side as the chest pain, for both.
- Many indications for these points deal with both Liver and Kidney due to the relationships between the Hand Shao Yang (SJ) and the Foot Shao Yin (KD), the San Jiao and Pericardium (internal/external), and the Liver, through the Hand and Foot Jue Yin (PC/LV).

33.04 Fire Threaded - Huo Chuan

- Fire Threaded treats acute muscular strain of the waist or low back due to the connection between the Hand Shao Yang (SJ) and Foot Shao Yin (KD).
- Due to the internal/external connection between the Hand and Foot Shao Yang (SJ/GB), this point treats sprained ankle and stiff neck, though I would more likely choose A.05 Small Joint for ankle sprain and 77.22-77.23 Beside Three Miles for Shao Yang neck pain. If we should use Fire Threaded for other reasons and the ankle or neck responds, it is because of the Shao Yang connection.
- This point is effective in the treatment of rib pain, especially toward the front; if it is lateral rib pain we can add GB34 Yang Ling Quan.

33.05 Fire Mound - Huo Ling

33.06 Fire Mountain - Huo Shan

- **Location:** Fire Mound is located 5 cun proximal to the wrist crease on the San Jiao channel. Fire Mountain is located 1.5 cun (two fingers) proximal to Fire Mound. Locate the points with the forearm across the chest.
- **Meridian:** San Jiao **Reaction Area:** Heart
- **Indications:** Arm, forearm, and hand spasms; cramping, full or tightness of the chest with sadness or depression, flank fullness, Gallbladder channel sciatica.
- **Comments:** Please review the comments from the previous point 33.04 Fire Threaded as they also apply to these points. Generally I needle all three points together, especially for cramping chest spasm or severe chest pain and tightness with shortness of breath. This chest pain is not true angina; instead, it is more muscular in nature.
- Fire Threaded, Fire Mound and Fire Mountain are found between the large tendons of the forearm. Because tendon treats tendon, these points are good for cramping of the forearm or hand, and of the chest.

33.07 Fire Bowels Sea - Huo Fu Hai

- **Location:** Fire Bowels Sea is located 8.5 cun proximal to the wrist crease, at the location of LI10 Shou San Li.
- **Meridian:** Large Intestine **Reaction Area:** Heart, Lung
- **Indications:** Asthma, common cold, rhinitis, cough, shortness of breath (dyspnea), anemia, exhaustion, dizziness, blurred vision, rash on the arms, tennis elbow; waist, lower back or leg pain, sciatica.
- **Comments:** Muscle-treats-muscle, so needling in the muscle tonifies the earth and Spleen, restoring the qi. 'Fire' in the name of this point indicates the tonification of earth via the mother (fire).
- Large Intestine and Lung share an internal/external connection; therefore, this point treats respiratory disorders.

33.07 Fire Bowels Sea - Huo Fu Hai

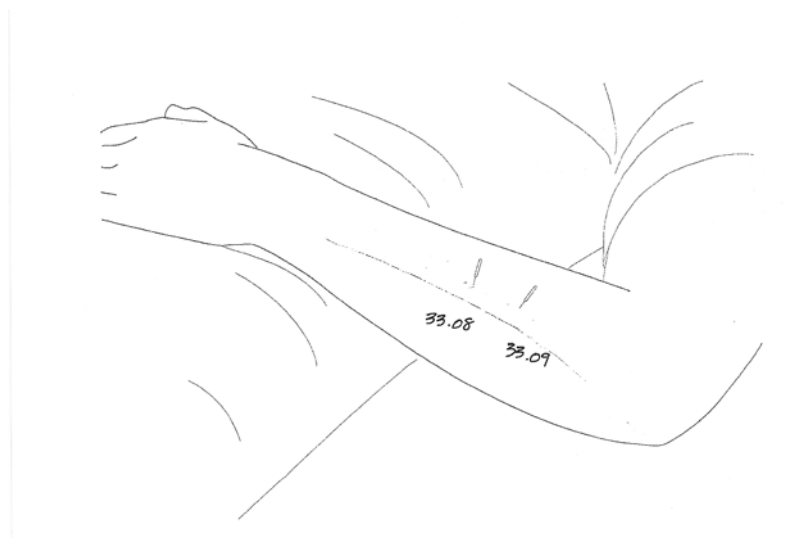
- Master Tung needled Fire Bowels Sea (LI10) and LI11 together, but even closer to the bone, LI11 being just distal to the lateral epicondyle of the humerus, LI10 sliding down the edge of the radius. This creates a combined San Jiao, Large Intestine function; the Yang Ming (LI) aspect mirroring ST36 provides tonification of qi and blood, and the San Jiao aspect strengthening the Kidney due to the relationship between the Hand Shao Yang (SJ) and the Foot Shao Yin (KD). The latter, along with the bone-treating-bone Kidney function, contributes to its effectiveness in the treatment of sciatica, back pain, weakness of the legs, anemia and exhaustion. Because of the relationship between the Hand Yang Ming (LI) and the Foot Jue Yin (LV), Fire Bowels Sea has the effect of dispersing wind (LV) and moving qi and blood (LI) to treat dizziness, blurred vision and fatigue.
- The Yang Ming channel has more qi and more blood and is therefore very useful in cultivating longevity. Because Fire Bowels Sea is located at LI10 Shou San Li, it is similar in function to ST36 Zu San Li (also known as 77.08 Four Flower Upper).

33.07 Fire Bowels Sea - Huo Fu Hai

- Longevity protocol: Needle Fire Bowels Sea in four directions horizontally under the skin from the same point: needle one direction, pull the needle toward the surface but not completely out, then insert the needle toward the next direction, etc., to bring qi to the point. Finally, leave the needle in a perpendicular position for the application of moxa. In Dr. Lee's clinic we did a lot of warm needling technique using moxa balls approximately the size of a large marble. These were made by firmly pressing the moxa together with our fingers and qi, then splitting the ball, surrounding the handle of the needle with the two halves, and firmly pressing them together once again, with qi. Bilaterally, we would burn three moxa balls for a weak patient, and five moxa balls for a strong patient, every other day for three months. Every 5th, 10th and 15th treatment we would burn 7-9 moxa balls. Now, moxa balls have been virtually replaced by stick-on moxa, which cannot be easily applied to a needle. You can substitute two stick-on moxa per moxa ball, and apply them directly to the point, using a shield. Even better, place a slice of ginger heavily punctured with a fork over the point, and apply either moxa balls or stick-on moxa.

33.08 Arm Five Gold - Shou Wu Jin

33.09 Arm Thousand Gold - Shou Qian Jin



33.08 Arm Five Gold - Shou Wu Jin

33.09 Arm Thousand Gold - Shou Qian Jin

- **Location:** This two-point pattern is located on the dorsum of the forearm between the San Jiao and Small Intestine channels. From the Small Intestine channel, roll over the edge of the ulna and allow your fingers to fall into the groove just above the edge of the bone (0.5 cun lateral to San Jiao). Arm Five Gold is located 6.5 cun (four fingers twice plus one small finger) proximal to the wrist crease. 33.09 Arm Thousand Gold is located 1.5 cun (two fingers) proximal to Arm Five Gold. Usually needled opposite side only.
- **Meridian:** Between San Jiao and Small Intestine
Reaction Area: Liver (33.08), Lung (33.09)
- **Indications:** Sciatica (UB and/or GB channels), abdominal pain, lower leg or foot numbness, distention or pain.

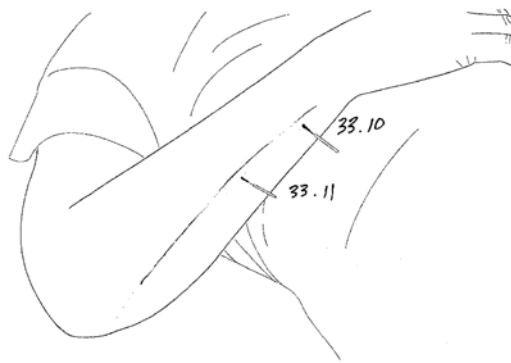
33.08 Arm Five Gold - Shou Wu Jin

33.09 Arm Thousand Gold - Shou Qian Jin

- **Comments:** Arm Five/Arm Thousand Gold, in very close proximity to bones and tendons, treats both Kidney (bone) and Liver (tendon). The San Jiao is connected to the Gallbladder, and the Small Intestine is connected to the Urinary Bladder, thus Arm Five/Arm Thousand Gold are especially useful for sciatica that moves from the Urinary Bladder channel to the Gallbladder channel, or vice versa. We can add UB65 Shu Gu or GB41 Ling Qi (or both) as guiding points, depending upon which channel is primarily affected.
- Patients who eat irregularly or consume cold food or beverages extinguish their Small Intestine fire and may experience abdominal distention or pain. Because the Hand and Foot Tai Yang (SI/UB) are connected, this can also cause Urinary Bladder channel sciatica due to cold and the inability of insufficient Small Intestine fire to nourish the Urinary Bladder.

33.10 Intestine Gate - Chang Men

33.11 Liver Gate - Gan Men



33.10 Intestine Gate - Chang Men

- **Location:** This point is located 3 cun (four fingers) above the wrist crease, just inferior to the ulna (on the Small Intestine meridian). Needle one side only.
- **Meridian:** Small Intestine **Reaction Area:** Liver, Kidney
- **Indications:** Dizziness, acute abdominal pain, diarrhea, enteritis, colitis, hemorrhoids, inflammation of the rectum due to hepatitis.
- **Comments:** Intestine Gate is located on the Small Intestine meridian. The Small Intestine meridian is in charge of water metabolism and drains damp heat, making it very effective for the treatment of diarrhea, hepatitis, and acute intestinal diseases.

33.11 Liver Gate - Gan Men

- **Location:** This point is located 6 cun (four fingers twice) proximal to the wrist crease, just inferior to the ulna (on the Small Intestine meridian). Needled on the left side only, opposite the liver.
- **Meridian:** Small Intestine **Reaction Area:** Liver
- **Indications:** Hepatitis, cirrhosis, liver pain, hypochondriacal pain, intestinal pain, jaundice.
- **Comments:** Liver Gate functions similarly to SI4 Wan Gu (Yuan-Source point of the Small Intestine), which is classically chosen in the treatment of damp heat diseases such as those affecting the liver.